

PRIMA VINYL

STAGE
WINDOWS & DOORS



Sliding

Slider windows come in three different configurations - single, double and end vent to maximize ventilation. They work well along walkways, porches, or decks as the sash do not open out.



Single Tilt

As with single hung, single tilt slider windows include one stationary and one operable window sash. This window moves side to side and tilts inward for easy cleaning.



Double Tilt

A double tilt slider has two operable sashes that move horizontally. One or both can be opened simultaneously for better ventilation. Both can tilt in for easy cleaning.



Single Lift Out

Single tilt slider lift out windows include one stationary and one operable window sash. This window moves side to side and the sashes can be removed by lifting out.



Double Lift Out

Double tilt slider lift out windows include two operable window sashes. This window moves side to side and the sashes can be removed by lifting out.



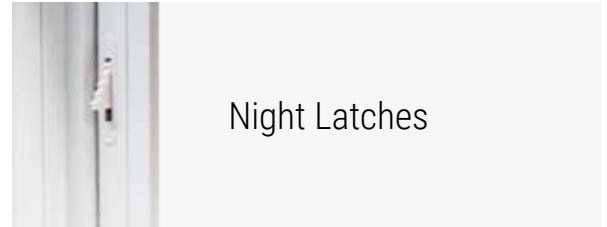
End Vent

The end vent slider features two venting sashes with a low fixed centre sash. When a window opening is wider than 74 inches and a sliding option is desired, the end vent slider is the most effective option available. End vents come with tilt in or lift out sashes in a 1/3 + 1/3 + 1/3 or 1/4 + 1/2 + 1/4 split.


Window Type	Size Tested	Air Perf-ce	Water Perf-ce	Product Class	Perf-ce Grade
Single	63" x 44"	A3	400Pa	Residential	PG50
Double	63" x 44"	A2	360Pa	Residential	PG50



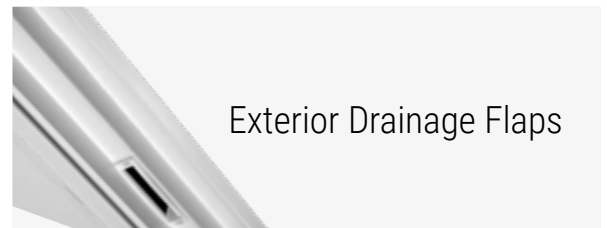
Heavy-Duty Cam Lock & OPTIONAL SELFLOCKING LOCK



Night Latches



Spring Screen



Exterior Drainage Flaps



Superior Structural Design

Colours		12+ variants Page 9
Brickmoulds		7+ variants Page 10
Interior Finishes		3+ variants Page 11
Privacy Glass		6+ variants Page 13
Interior Grills		15+ variants Page 12