



PRIMA VINYL SERIES

STAGE
WINDOWS & DOORS

www.stagewindows.com

PRIMA VINYL

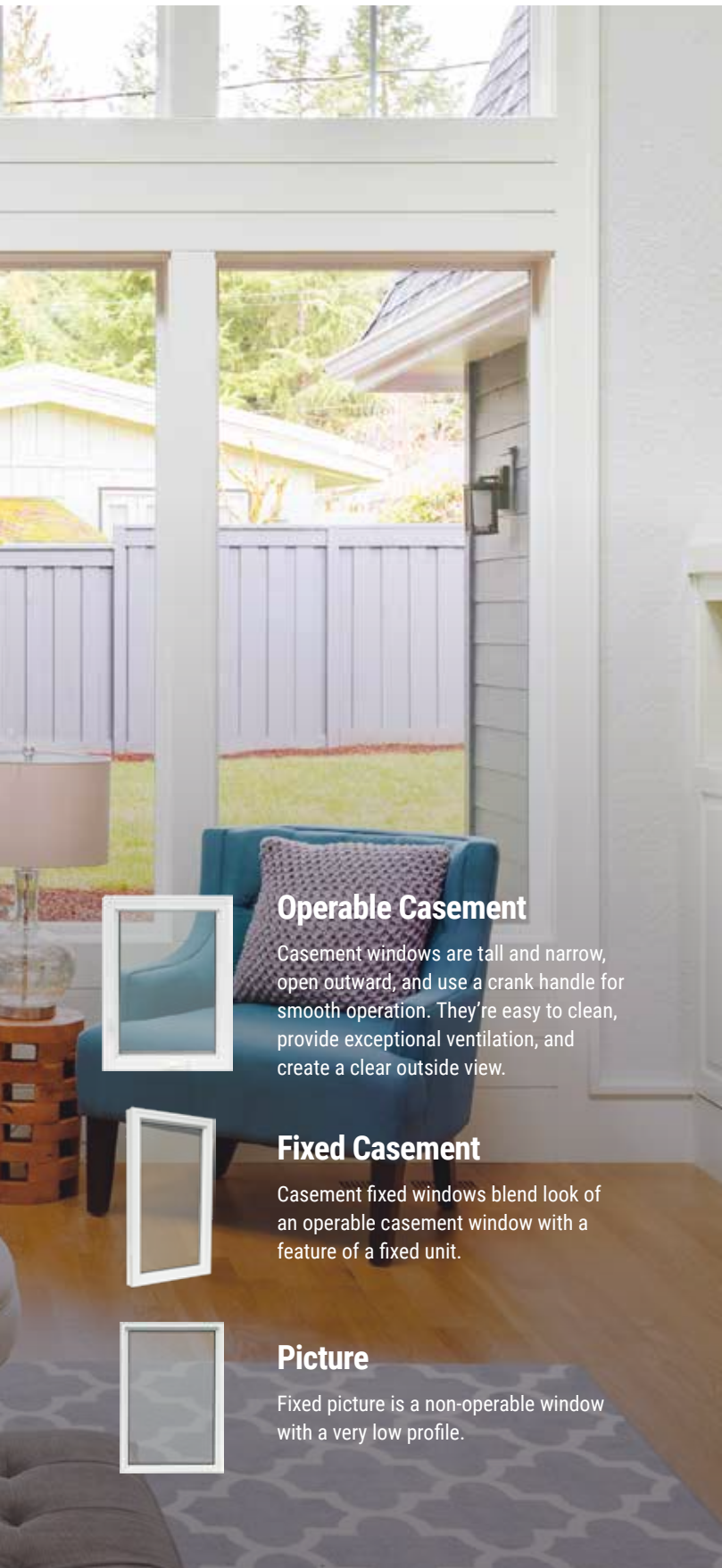
STAGE
WINDOWS & DOORS



Casement

Casement windows open easily and provide full-height ventilation. They are hinged on the left or right and are an excellent option for hard-to-reach areas.

Window Type	Size Tested	Air Perf-ce	Water Perf-ce	Product Class	Perf-ce Grade
Casement	34" x 74"	A3	720Pa	Light commercial	PG70
Picture	72" x 72"	A3	720Pa	Light commercial	PG70
Fixed	72" x 72"	A3	720Pa	Light commercial	PG60
Combination	84" x 84"	A3	720Pa	Light commercial	PG30



Operable Casement

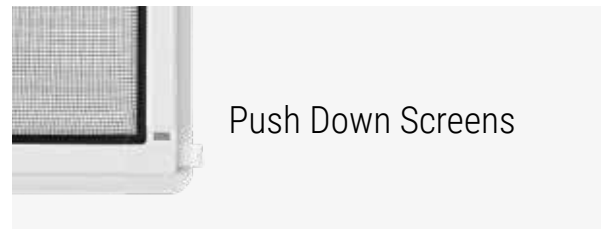
Casement windows are tall and narrow, open outward, and use a crank handle for smooth operation. They're easy to clean, provide exceptional ventilation, and create a clear outside view.

Fixed Casement

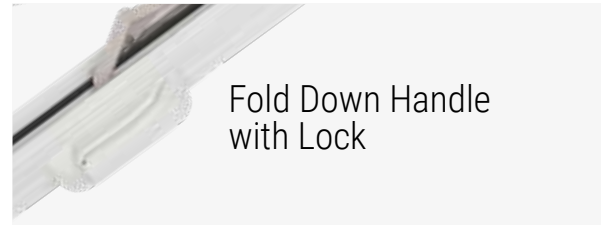
Casement fixed windows blend look of an operable casement window with a feature of a fixed unit.

Picture

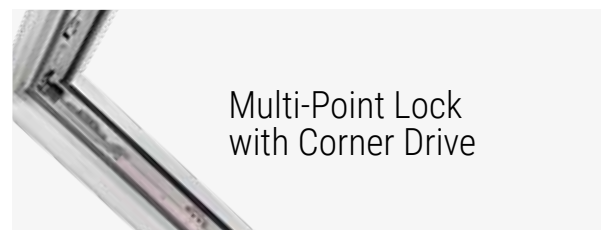
Fixed picture is a non-operable window with a very low profile.



Push Down Screens



Fold Down Handle with Lock



Multi-Point Lock with Corner Drive



Premium Heavy-Duty Hardware




Superior Structural Design

Colours		12+ variants	Page 9
Brickmoulds		7+ variants	Page 10
Hardware Finishes		5+ variants	Page 8
Interior Finishes		3+ variants	Page 11
Privacy Glass		6+ variants	Page 13
Interior Grills		15+ variants	Page 12

PRIMA VINYL

STAGE
WINDOWS & DOORS



Awning

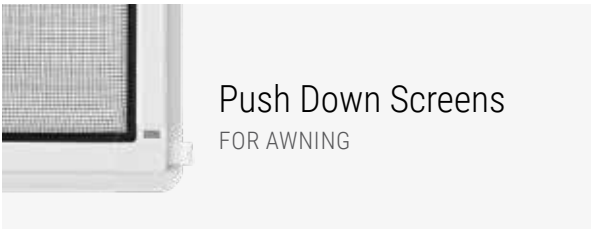
Awning windows run horizontal, are hinged at the top, and open out from the bottom. Easy crank handle operation provides excellent ventilation without allowing precipitation in.

Window Type	Size Tested	Air Perf-ce	Water Perf-ce	Product Class	Perf-ce Grade
Awning	48" x 60"	A3	720Pa	Light commercial	PG50
Combination	84" x 84"	A3	720Pa	Light commercial	PG30

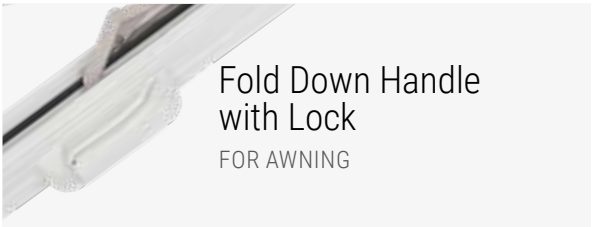


Hopper

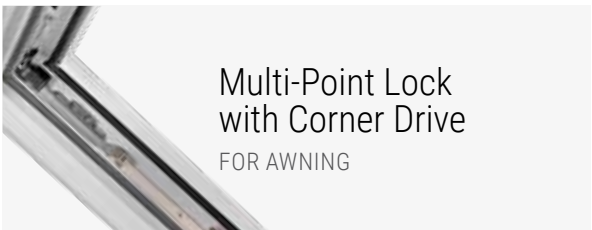
Hopper windows are similar in operation to awning windows as they operate on a hinge, but instead of opening toward the outside, they open into the room.



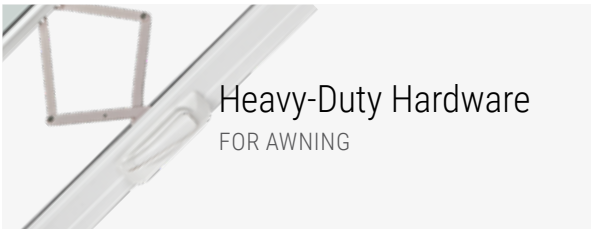
Push Down Screens
FOR AWNING



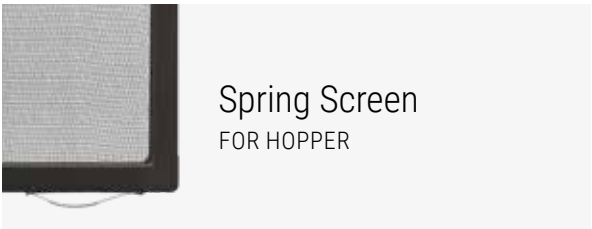
Fold Down Handle
with Lock
FOR AWNING



Multi-Point Lock
with Corner Drive
FOR AWNING



Heavy-Duty Hardware
FOR AWNING



Spring Screen
FOR HOPPER

Colours		12+ variants	Page 9
Brickmoulds		7+ variants	Page 10
Hardware Finishes*		5+ variants	Page 8
Interior Finishes		3+ variants	Page 11
Privacy Glass		6+ variants	Page 13
Interior Grills		15+ variants	Page 12

* Hardware finishes not availalbe for hopper windows.

PRIMA VINYL

STAGE
WINDOWS & DOORS



Sliding

Slider windows come in three different configurations - single, double and end vent to maximize ventilation. They work well along walkways, porches, or decks as the sash do not open out.



Single Tilt

As with single hung, single tilt slider windows include one stationary and one operable window sash. This window moves side to side and tilts inward for easy cleaning.



Double Tilt

A double tilt slider has two operable sashes that move horizontally. One or both can be opened simultaneously for better ventilation. Both can tilt in for easy cleaning.



Single Lift Out

Single tilt slider lift out windows include one stationary and one operable window sash. This window moves side to side and the sash can be removed by lifting out.



Double Lift Out

Double tilt slider lift out windows include two operable window sashes. This window moves side to side and the sashes can be removed by lifting out.



End Vent

The end vent slider features two venting sashes with a low fixed centre sash. When a window opening is wider than 74 inches and a sliding option is desired, the end vent slider is the most effective option available. End vents come with tilt in or lift out sashes in a 1/3 + 1/3 + 1/3 or 1/4 + 1/2 + 1/4 split.




Heavy-Duty Cam Lock & OPTIONAL SELFLOCKING LOCK



Night Latches



Spring Screen



Exterior Drainage Flaps



Superior Structural Design

Window Type	Size Tested	Air Perf-ce	Water Perf-ce	Product Class	Perf-ce Grade
Single	63" x 44"	A3	400Pa	Residential	PG50
Double	63" x 44"	A2	360Pa	Residential	PG50

Colours		12+ variants	Page 9
Brickmoulds		7+ variants	Page 10
Interior Finishes		3+ variants	Page 11
Privacy Glass		6+ variants	Page 13
Interior Grills		15+ variants	Page 12

PRIMA VINYL

STAGE
WINDOWS & DOORS

Hung

Hung windows are available with a single- or dual-operating sash. The sash slide along a vertical track to allow ventilation. They are an excellent choice for areas that face walkways, decks, or porches as they do not open outward.

Window Type	Size Tested	Air Perf-ce	Water Perf-ce	Product Class	Perf-ce Grade
Single	47.6" x 71.7"	A3	440Pa	Residential	PG40
Double	47.6" x 71.7"	A3	440Pa	Residential	PG40

Single

A single-hung window consists of a stationary sash and an operable sash that moves up and down. The operable sash also tilts inward for easy cleaning.



Double

Hung dual or double-hung vinyl windows have two operable sashes that slide vertically and tilt for easy cleaning. One or both sashes can be opened simultaneously for better ventilation.





Arch Top

Hung arch top windows come in a variety of sizes, lite patterns, and radius shapes for design flexibility (including picture windows and transoms).




Heavy-Duty Cam Lock



Night Latches



Spring Screen



Exterior Drainage Flaps



Superior Structural Design

Colours		12+ variants	Page 9
Brickmoulds		7+ variants	Page 10
Interior Finishes		3+ variants	Page 11
Privacy Glass		6+ variants	Page 13
Interior Grills		15+ variants	Page 12

PRIMA VINYL


STAGE
WINDOWS & DOORS



PRIMA VINYL

STAGE
WINDOWS & DOORS






Bow

Bow vinyl windows typically combine four or five adjoining window units to provide a window seating area and sweeping views from all angles. Each unit can be stationary, operable, or any combination.




Push Down Screens



Fold Down Handle with Lock




Multi-Point Lock with Corner Drive



Premium Heavy-Duty Hardware



Superior Structural Design



Bay

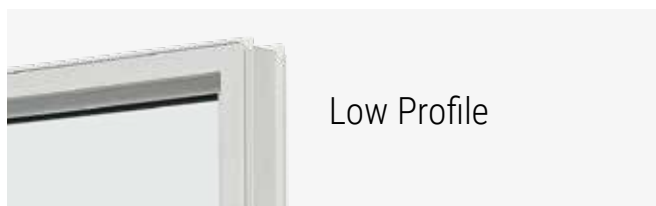
Vinyl bay windows consists of one large stationary window in the center and an operable casement on each side. It adds extra seating, brightens the room, and creates a unique design space for your home.

Colours		12+ variants	Page 9
Brickmoulds		7+ variants	Page 10
Hardware Finishes		5+ variants	Page 8
Interior Finishes		3+ variants	Page 11
Privacy Glass		6+ variants	Page 13
Interior Grills		15+ variants	Page 12

PRIMA VINYL

STAGE
WINDOWS & DOORS

Linear



Window Type	Size Tested	Air Perf-ce	Water Perf-ce	Product Class	Perf-ce Grade
Low fix	72" x 72"	A3	720Pa	Light commercial	PG70
High fix	72" x 72"	A3	720Pa	Light commercial	PG60
Combination	84" x 84"	A3	720Pa	Light commercial	PG30

A linear profile window is a system that is made in a shape that has no curved sides. It has a unique appeal.


PRIMA VINYL

STAGE
WINDOWS & DOORS

Curved

Prima Vinyl curved shape windows are available in a variety of configurations plus offer a multi-chamber frame.

Colours		12+ variants	Page 9
Brickmoulds		7+ variants	Page 10
Interior Finishes		3+ variants	Page 11

Privacy Glass		6+ variants	Page 13
Interior Grills		15+ variants	Page 12