

WINDOW BROCHURE



vinylbilt
WINDOWS & DOORS



Built for reliable comfort

Deciding on the best window for your project can be a challenge with many things to consider but there are two things that people look for the most...quality and reliability. We know this because we've learned a lot about our customers over the last 45 years in this industry, as trends come and go or new features in functionality are developed the one thing that matters most is enjoying the comfort of your quality windows for years to come.

We have a beautiful line of vinyl windows and patio door products that have been developed through innovation, rigorous testing and exceeding industry standards to ensure every product stands the test of time. Customer experience is important to us that is why we work hard to deliver your orders quickly and continue to set new standards in customer service so you can receive a positive experience from start to finish. Vinylbilt is a recognized leader in the vinyl window industry because every day we strive to deliver reliable comfort to homeowners everywhere.





The Platinum series has helped build Vinylbilt's reputation for quality with hundreds of thousands of windows installed over the past 40 years.

With a 3 ¼ inch PVC frame and standard features like heavy-duty hardware, our Platinum series is why we're known for better built products.

Platinum windows are available in a variety of elegant options.



PLATINUM CASEMENT



Advanced Features:

- Multi-point locking hardware
- Heavy-duty handle
- Overlapping screen frame
- Sash keepers
- Concealed internal drainage system
- Opens to 90 degrees for easy-cleaning

1 Multi-point Locking Hardware

Placed in easy to reach locations on the window, opens to a full 180 degrees for no obstruction.

2 Heavy-Duty Handle

The premium fold-down handle tucks away for maximum space on the inside and less interference with blinds.

3 Full Screen with Overlapping Frame

Keeps bugs and debris outside and eliminates light gaps. Easily removable for cleaning.

4 Santoprene

High quality rubber weather (bulb) seal that remains pliable over time unlike synthetic plastic that can shrink over time.

Also available in Awning Windows

Platinum Awning Windows open out from the bottom and are hinged at the top with scissor hardware for easy operation and maximum ventilation.



PLATINUM DOUBLE-HUNG



Advanced Features:

- Heavy-duty cam lock & keeper
- Constant force balancers
- Concealed finger latches
- Dual interlocking rails
- Fly-maze
- Night latches
- Drainage flaps
- Overlapping screen frame

1 Heavy-duty Cam Lock and Keeper


Designed to include standard heavy-duty cam locks for security. The locks pull the sashes together for an airtight fit.

2 Constant Force Balancers

The constant-force balance system moves the sashes up and down quietly and smoothly.

3 Dual Interlocking Rails

Standard on all Slider and Hung Windows, sashes overlap at the interlocking rail with triple seals to form an airtight fit.



Also available in Single Hung

Offering the same features as a Double Hung; Single Hungs have a fixed upper sash and vertically sliding lower sash that tilts inward for easy cleaning.

DOUBLE TILT SLIDER



Advanced Features:

- Double sashes that tilt-in for easy cleaning
- Heavy-duty cam lock & keeper
- Finger latches
- Dual interlocking rails
- Fly-maze
- Drainage flaps
- Overlapping screen frame
- Night latches



1 Fly-maze

This innovative sponge-like material is inserted into the frame to prevent insects from getting in.

2 Optional self-closing locks available

Automatically locks the sashes when window is closed.

DOUBLE LIFT-OUT-SLIDER



Advanced Features:

- Both sashes lift out for easy cleaning
- Heavy-duty brass rollers
- Heavy-duty cam lock & keeper
- Dual interlocking rails
- Fly-maze
- Drainage flaps
- Overlapping screen frame



1 Full Pull Rail

Integrated vinyl pull rail for easy operation.

Also available in Single Sliders

With the same features as the Platinum Double-Sliders, the Platinum Single Tilt and Lift-Out Sliders feature a stationary sash and second operating sash.



PLATINUM BAYS/BOWS



Advanced Features:

- Used with a variety of window combinations
- Variety of exterior brickmold options
- Variety of interior wood finishes
- Optional insulated head and seat
- Manufactured & fully assembled at Vinylbilt

Also available as a Bow Window

Bow Windows consist of four or more windows joined together with a gradual curve. Can include an optional head and seat.

1 Foam Filled Couplers for Added Insulation

This standard feature improves the Energy Rating and reduces air leakage.

2 Factory Finished Interior, Fully Assembled

Our Bay/Bow Windows are ready to install, allowing for a more structurally sound and secure window. The fully finished interior covers any gaps, providing a completely finished look.

3 Available in standard or custom angles

Bay 30 and 45 degree and Bow windows 10 and 15 degree.



CUSTOM SHAPES



Advanced Features:

- Sash-frame construction
- Box-frame construction
- Available in straight or curved configurations
- Available with matching curved brickmold, jamb extensions, grills and casing
- Manufactured & fully assembled at Vinylbilt

1 Sash-frame construction

Our method of construction allows for curved windows to be either fixed or operating.

2 Box-frame construction

Create large, expansive walls of glass using box-frame construction which joins individual windows together.

3 Matching accessories available

Available with matching curved brickmold, jamb extensions, grills and casing.





When higher performance values are required, the Diamond Series delivers with standard Triple Pane 1 $\frac{3}{8}$ " overall glass thickness. Diamond Series offers a complete line up of Casement, Awning, Fixed and Picture windows with the same great quality and features as our Platinum series with improved energy-efficiency.

Standard
Triple Pane
1 $\frac{3}{8}$ " Overall
Glass Thickness



DIAMOND CASEMENTS



Advanced Features:

- Triple glazed standard
- 1 $\frac{3}{8}$ " overall glass thickness
- 2 - $\frac{1}{2}$ " chambers filled with Argon Gas
- New multi-point hardware design
- 3 $\frac{1}{4}$ " precision mitered, fusion welded frame
- Overlap screen frame
- Opens to 90 degrees for easy-cleaning

1 Triple Glazed Standard


1 $\frac{3}{8}$ " overall glass thickness provides the best performance combined with energy-efficiency.

2 Heavy-Duty Hardware

The premium fold-down handle tucks away for maximum space on the inside, and less interference with blinds.

3 Fusion welded sash and frame

Frame is precision-mitered, and then fusion welded using heat and pressure. This ensures a virtually inseparable bond and a square window.



Also available in Awning Windows
High and Low Fixed configurations.

HANDLES FINISHES

Designed to provide quality performance and to compliment your home's interior finishes, Vinylbilt has a variety of hardware colours and designer finishes to choose from.

Designer Finish Options



Coppertone

Faux Oil Rubbed
Bronze


Oil Rubbed
Bronze

Satin
Nickel

Also available in white and painted black.

SPECIALTY GLASS

Glass can make all the difference! From eye-catching patterns to subtle accents, your windows can develop their own unique personality.



Acid Etched



Bronze



Glue Chip



Grey Tint



Pin Head



Silvet



Sycamore

SOLOR BOND™ PAINT

We offer multiple standard colours and can custom match any colour. All standard paint coatings are covered by a 10-Year Solar-Bond™ exterior colour warranty.



CREAM

BROWNSTONE

BLACK

IRON ORE

SABLE

SANDALWOOD

PEBBLE

COMMERCIAL BROWN

CHESTNUT BROWN

DOVER GREY

SLATE

Colours may not be exactly as shown.
Consult your Dealer.

PRODUCT OPTIONS



Shown with 1" SDL

Shown with 5/8" Georgian Grills

GRILLS

Adapt any window to your design style with an extensive array of interior and exterior mounted grills.

JAMB EXTENSIONS

WOOD JAMB EXTENSIONS

Available in a range of sizes and types such as Primed Wood, PVC, PVC wrapped wood.



VINYL JAMB EXTENSIONS

Available in four different sizes, our interior PVC Jamb Extensions are maintenance-free and will last a lifetime.



CASING

Add the finishing touch with custom interior casings made to fit every window in your home.



PVC Casing with 45 Degree Corner



PVC Casing with Flat Corner



PVC Casing with Rosette Corner

BRICKMOLD

BRICKMOLD

Select from a variety of brickmolds, the aesthetic boundary between the brick and window frame.



3/4" J Brickmold



1 3/16" Brickmold



1 3/16" Colonial Brickmold



1 1/2" Brickmold



1 7/8" Brickmold



2" Cap Brickmold



3/4" Brickmold



Sill Brickmold

STANDARD GLASS

Dual Pane vs. Triple Pane

Glass is the main element in your windows and should be carefully considered when purchasing windows. Dual pane is made of 2 single panes separated by a spacer providing comfort. Triple pane adds a secondary insulating chamber by using a third glass pane for added insulation and comfort.

DOUBLE GLAZED SYSTEM

Features a flexible dual durometer seal that hugs the sash glass from both sides. This system also includes a glazing tape applied to the interior side resulting in an unprecedented barrier against air and water penetration.




TRIPLE GLAZED

Features two ½" airspaces that will dramatically improve the performance of your windows by reducing heat loss and conserving energy. For an even better performance upgrade to Double LoE & Argon.

Double Glaze

Triple Glaze

Centre of Glass Performance by R-Value

Triple Glazed	Triple Glazed	With LoE 366			Triple Pane	Dual Pane	R Value
HPE		SSP®					
5.92	4.37	4.18	4.13	3.83	3.22	2.08	

Higher R-Values indicates more comfort

Traditional Thermo without LoE Coating

Values calculated using LBNL Window computer program pas NFRC environmental conditions

BUILT FOR YOUR COMFORT

Vinylbilt LoE options boost the insulating value of your windows by up to 40% and include standard SimplyClean. You can select the LoE that's right for you.

LoE 180

- Ideal for passive solar heat gain
- U-Value of 0.260 (with 90% Argon) for the centre of glass
- Available in single or double strength



LoE 366

- Superior performing LoE option
- U-Value of 0.242 (with 90% Argon) for the centre of glass
- Blocks 95% of damaging UV rays



High-Performance

- Highest performing LoE option
- U-Value of 0.169 (with 90% Argon) for the centre of glass
- 180 + 366 coatings, available in triple pane

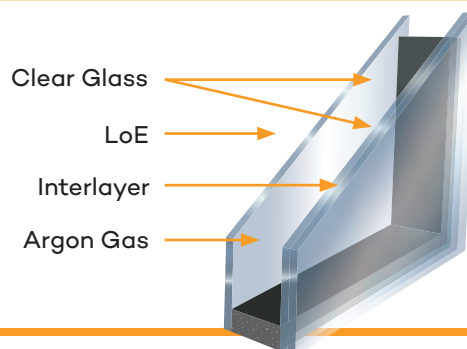
HP^E



BUILT FOR BETTER LoE

Sound, Security,
Performance • SSP[®]

- 1 Sound Reduction
- 2 Security
- 3 Performance



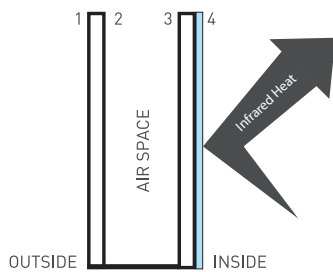
UP TO
10x
STRONGER

BUILT FOR BETTER OPTIONS



LoE i89

Keep warm air inside your home with i89. LoE-i89 is a highly efficient coating that is sputtered onto the room-side surface of the window glass. It acts as a shield for the precious warm air that is inside your home, reflecting escaping heat back in the room instead of absorbing it. LoE-i89 helps keep your home warm and cozy during the colder months.



The LoE coating directs infrared heat created inside the house, either from absorbed sunshine or a heating source, back inside.

WHEN COMBINED WITH LOE-180, OR 366 IN A DUAL PANE WINDOW, LoE-i89 CAN OFFER PERFORMANCE RATINGS THAT ARE JUST AS GOOD AS TRIPLE PANE WINDOWS.

BENEFITS

- **Comfort** – During the cold winter months, the area around your window will be warmer and more comfortable.
- **Insulation** – Improves U-factor of the window, meaning the window insulates better.
- **Clarity** – The i89 coating isn't hazy, it doesn't scratch and it can be cleaned the same way you would clean any window.

ETI Insulation®

Engineered Thermal Insulation uses engineered rigid insulation bars with dead air space to maximize thermal insulation by reducing heat and cold transfer through the window frame.

BENEFITS

- Maximizes insulation using otherwise unused cavities
- Environmentally friendly
- Reduces annual energy costs
- Improves the window's Energy Rating by 3 ER points



UP TO
10%
HIGHER
ER VALUE

WINDOW TYPE	SHGC	U-VALUE	ENERGY RATING
	LOWER = BETTER	LOWER = BETTER	HIGHER = BETTER
Platinum Series Casement with LoE180, without ETI® Insulation	0.41	0.27	30 • GOOD
Platinum Series Casement with LoE180, with ETI® Insulation	0.41	0.26	31 • BETTER
Platinum Series Casement with i89 (180+i89) LoE, with ETI® Insulation	0.40	0.23	35 • BEST

Shown in Imperial values. Comparison includes dual pane thermal unit with Argon gas.

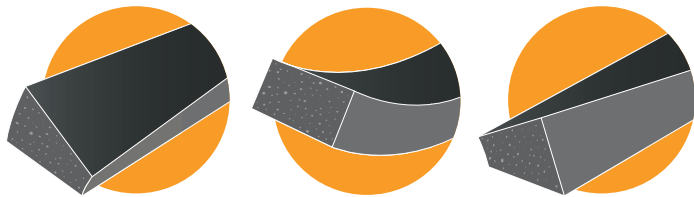
SUPER SPACER® TECHNOLOGY: A LIFETIME OF WARMTH

Vinylbilt utilizes Super Spacer® technology between the panes of glass to improve window performance in:

- Reducing condensation
- Reducing heat and cold transfer through the glass
- Improving room-side glass temperature
- Improved sound reduction

A Lifetime of Durability

When it comes to durability, the Super Spacer® outperforms other spacers in the industry's toughest tests with a simulated 90-year lifespan. It has flexibility and 100% memory which allows for expansion and contraction.



The Window to Healthier Living


The Super Spacer® quickly absorbs moisture and reduces condensation. A low humidity environment inhibits growth of mold, bacteria, viruses, allergens and mites.

Reduces Heat Loss

Metal spacers can absorb heat and allow it to escape, Super Spacer® polymer foam helps contain heat and keeps more inside your home.

A Quieter Home

Acrylic bond improves sound absorption and can help reduce outdoor noise by up to 18%.



Admire the beauty,
appreciate the performance.



vinylbilt
WINDOWS & DOORS



vinylbilt.com

3333 Langstaff Rd.
Concord, On L4K 5A8

